
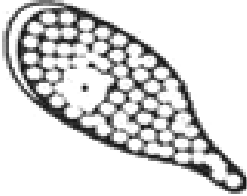







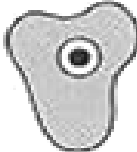
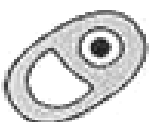



Annexe III

Les différentes formes : végétatives et kystiques de quelques amibes

*Rare, probably of animal origin

		Amebae	
	Cyst	Trophozoite	
			<i>Entamoeba histolytica</i>
			<i>Entamoeba hartmanni</i>
			<i>Entamoeba coli</i>
			<i>Entamoeba polecki</i> *
			<i>Endolimax nana</i>
			<i>Iodamoeba bütschlii</i>